



# JAWAHARLAL NEHRU COLLEGE PASIGHAT

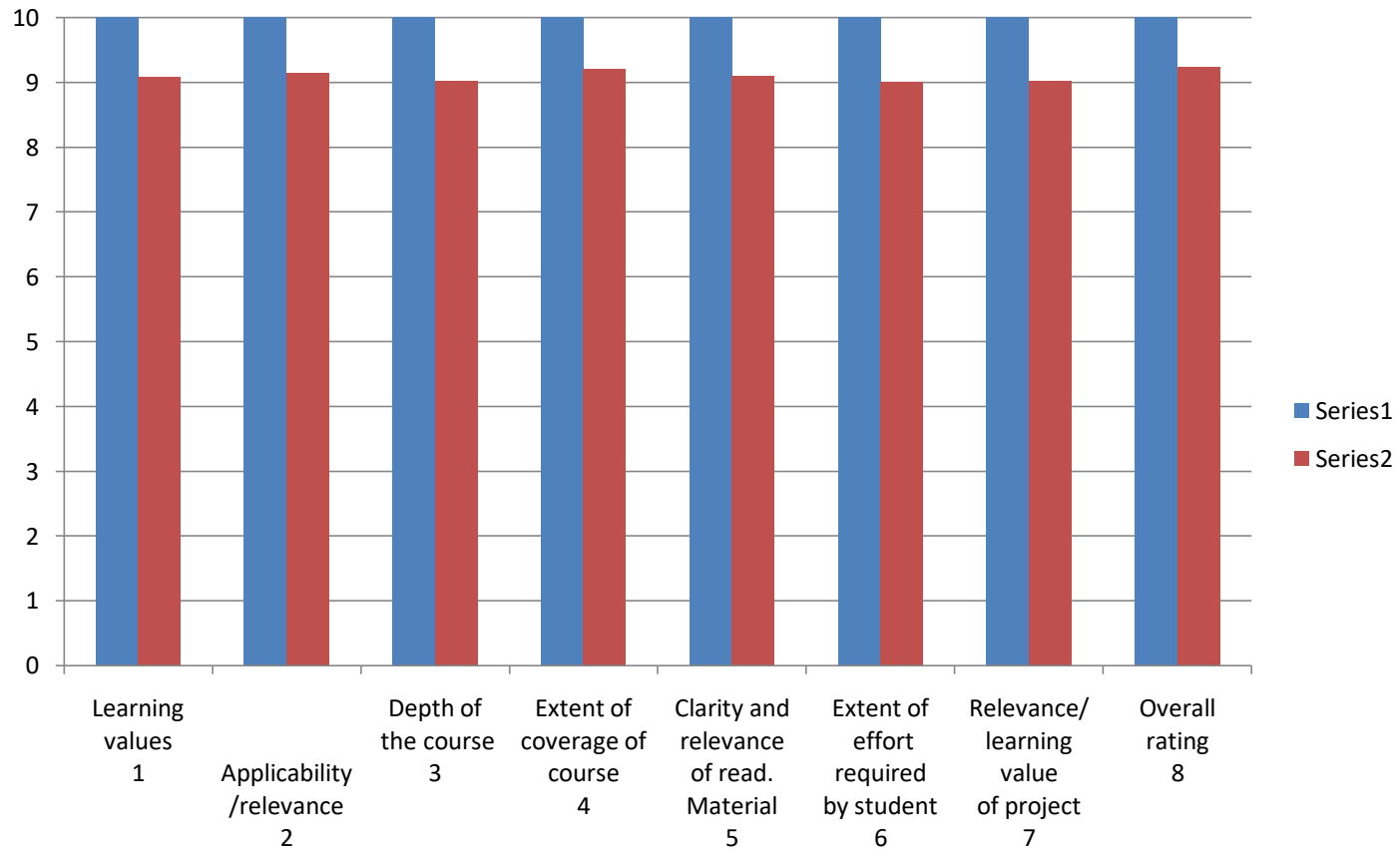
STUDENT FEED BACK ON  
COURSES  
FOR  
SESSION- 2019-20

1. WE COLLECTED ANSWERS OF STUDENT QUESTIONNAIRES  
FORMAT –I AND FORMAT –V FROM B.A./B.Sc.-VI SEM FOR ALL  
SUBJECTS. SINCE HONS. COURSES COVER EVERY TOPICS IN DEPTH  
AND DETAIL. SO QUESTIONNAIRES WERE COLLECTED SPECIALLY  
FROM HONS. STUDENTS.
2. AFTER CALCULATION WE GOT AVERAGE MARKS OF THE POINTS  
GIVEN IN QUESTIONNAIRES USING THE 10 POINT SCALE FOR  
FORMAT I.

3. HERE IS THE AVERAGE MARKS IN 10 POINT SCALE CALCULATED BY US FROM QUESTIONNAIRES OF FORMAT I :

	Depth of course content 1	Extent of coverage of course 2	Applicability/relevance to real life 3	Learning values 4	Clarity and relevance of reading Material 5	Relevance of additional source material 6	Extent of effort required by student 7	Overall rating 8
<b>FULL MARKS</b>	<b>10</b>	<b>10</b>	<b>10</b>	<b>10</b>	<b>10</b>	<b>10</b>	<b>10</b>	<b>10</b>
<b>AV. MARKS</b>	<b>9.08</b>	<b>9.14</b>	<b>9.01</b>	<b>9.2</b>	<b>9.1</b>	<b>9</b>	<b>9.01</b>	<b>9.24</b>

#### 4. HERE IS THE BAR DIAGRAM WHICH SHOWS THE AVERAGE MARKS IN COMPARISON TO 10 POINT SCALE.



6. NOW WE PRESENT OVERALL RATING PROGRAMME OF STUDY BY STUDENTS. FOR THIS WE COLLECTED ANSWERS OF QUESTIONNAIRE OF FORMAT V.

7. THERE WERE FOLLOWING ANSWERS FOR OPTIONS :

A) VERY GOOD.

B) GOOD.

C) SATISFACTORY.

D) BELOW THRESHOLD

FOLLOWING ARE THE DATA IN **PERCENTAGE FORM (%)** OBTAINED FROM FORMATE V.

	<b>VERY GOOD</b>	<b>GOOD</b>	<b>SATISFACTORY</b>	<b>BELOW THRESHOLD</b>
1. ACADEMIC CONTENT	67.82	21.84	8	2.34
2. USEFULNESS OF TEACHING MATERIAL	63.21	26.43	5.74	4.62
3. USEFULNESS OF FURTHER LEARNING	37.93	49.43	6.9	5.74
4. TIMELINESS OF PRACTICAL WORK	49.42	35.63	9.2	5.75

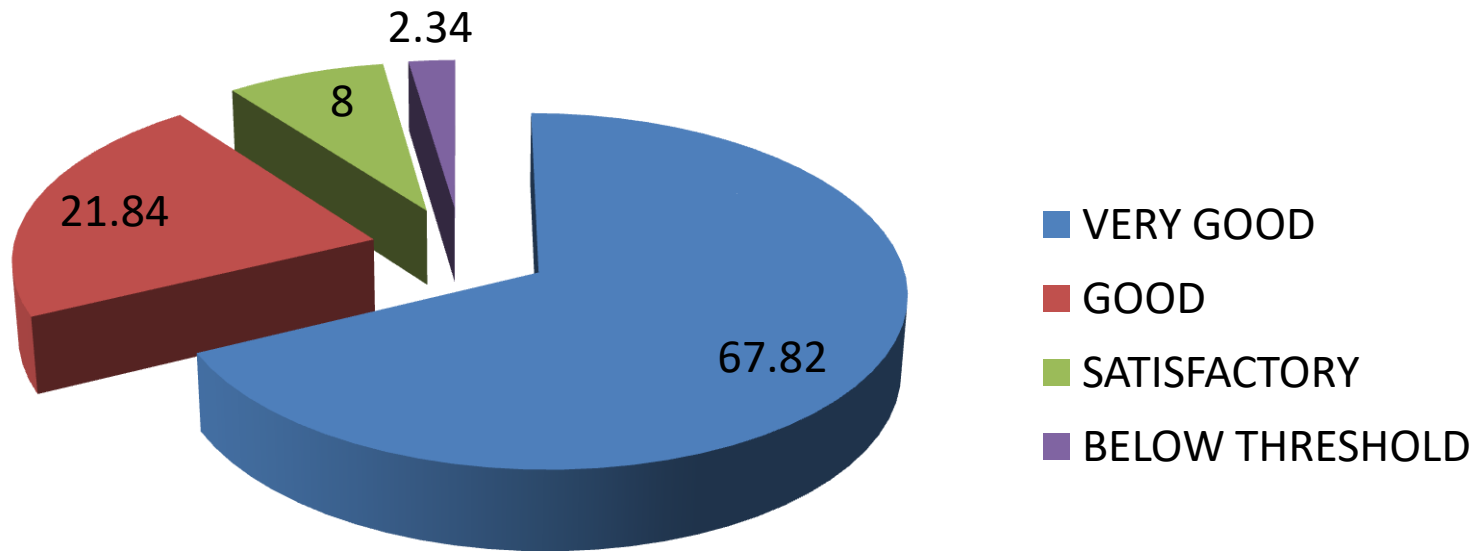
	VERY GOOD	GOOD	SATISFACTORY	BELOW THRESHOLD
5. EDUCATIVE VALUE OF MID-PROGRAMME PLACEMENT	51.72	35.63	8.04	4.61
6. GIVING & GETTING HELPFUL FEED BACK	60.92	29.9	5.76	3.42
7. FAIRNESS OF EVALUATION	67.82	22.3	8.04	1.84
8. INTERACTION WITH FACULTY	77.01	12.6	8.04	2.35
9. INTERACTION WITH ADMINISTRATION	50.6	32.2	13.8	3.4
10. LIBRARY FACILITY	56.32	28.73	9.2	5.75

	VERY GOOD	GOOD	SATISFACTORY	BELOW THRESHOLD
11. COMPUTER FACILITY	35.63	33.33	21.83	9.21
12. HOSTEL FACILITY	52.9	29.88	13.8	3.42
13. RECREATIONAL FACILITY	43.7	35.63	13.8	6.87
14. EXTRA CURRICULAR ACTIVITIES	50.6	33.33	10.34	5.73
15. SPORTS FACILITY	57.47	22.9	14.9	4.73

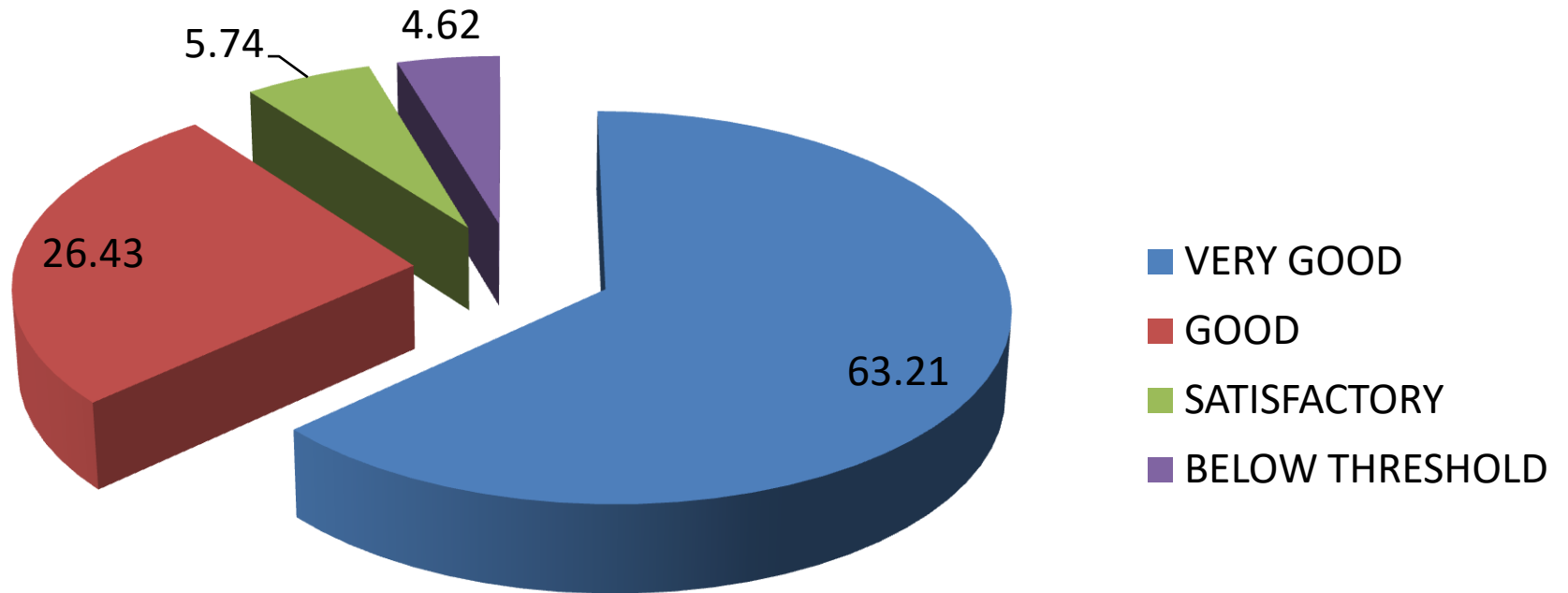


8. AFTER GETTING THERE PERCENTAGE OF MARKS FOR EVERY ITEMS WE PRESENT THE PIE CHART WHICH FOLLOWS:

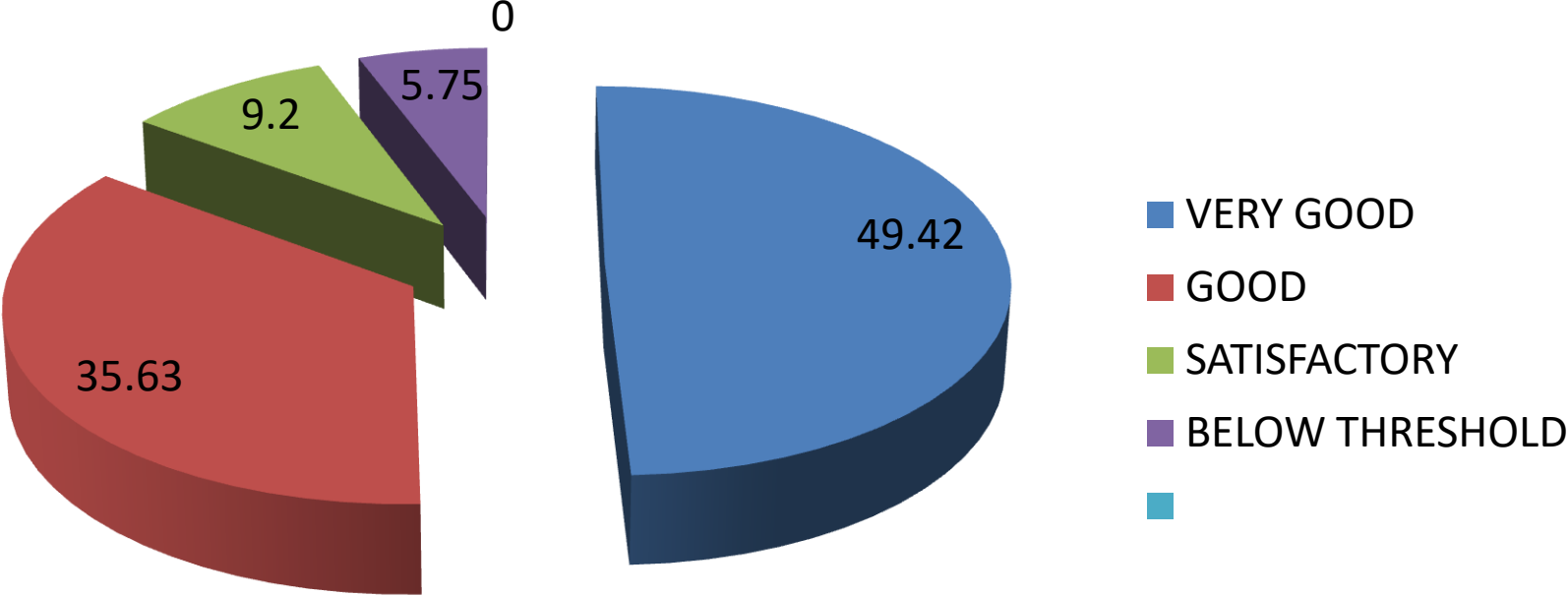
### 1. ACADEMIC CONTENT



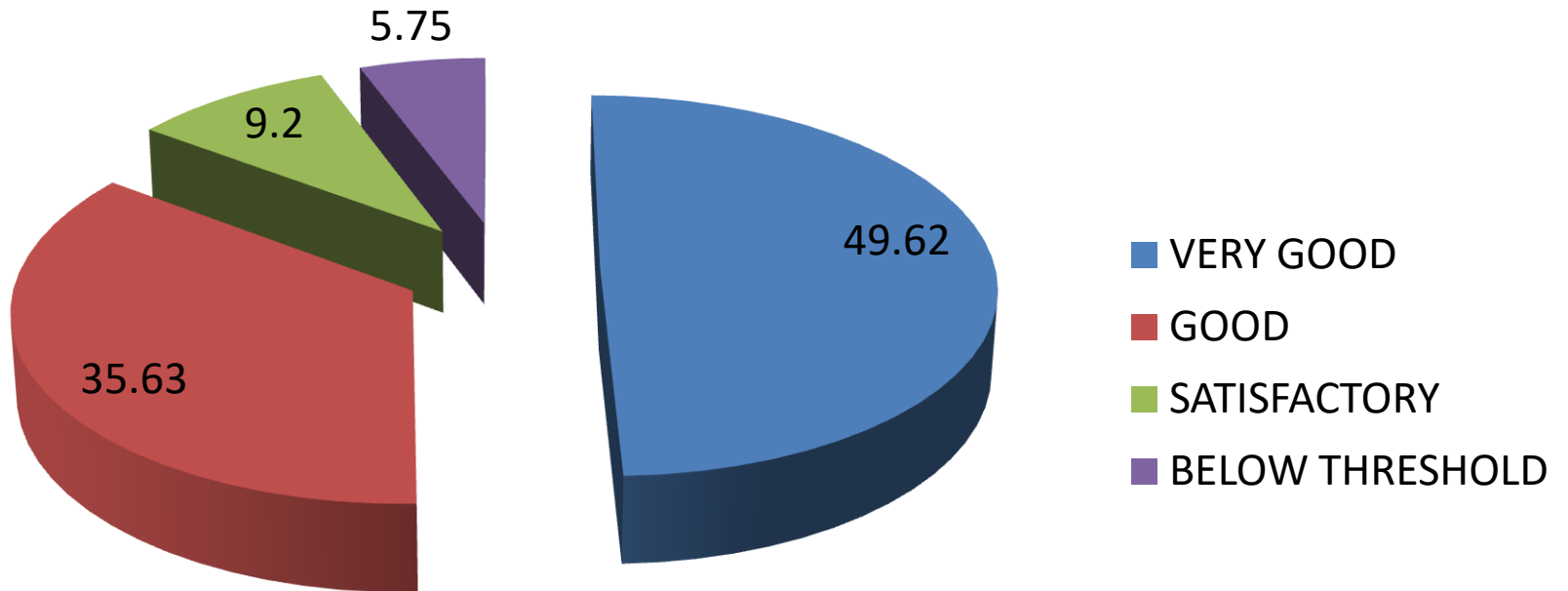
## 2. USEFULNESS OF TEACHING MATERIALS



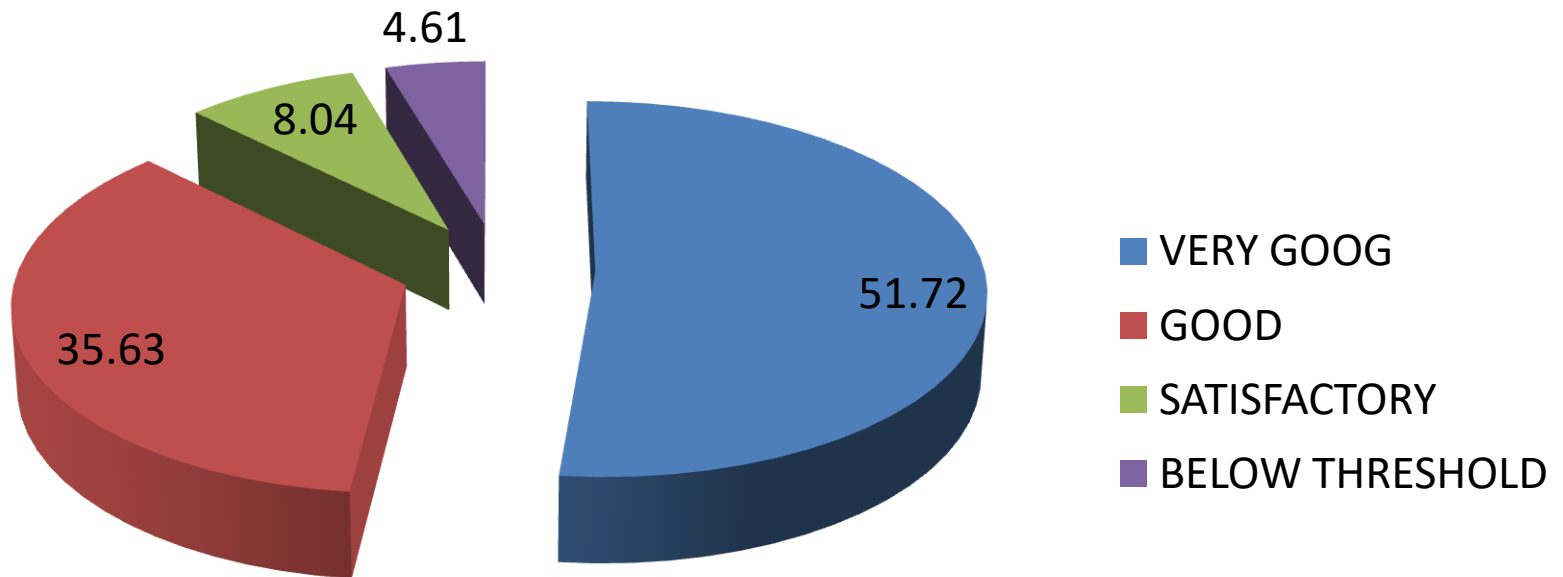
### 3. USEFULNESS OF STUDY GROUP IN FURTHER LEARNING



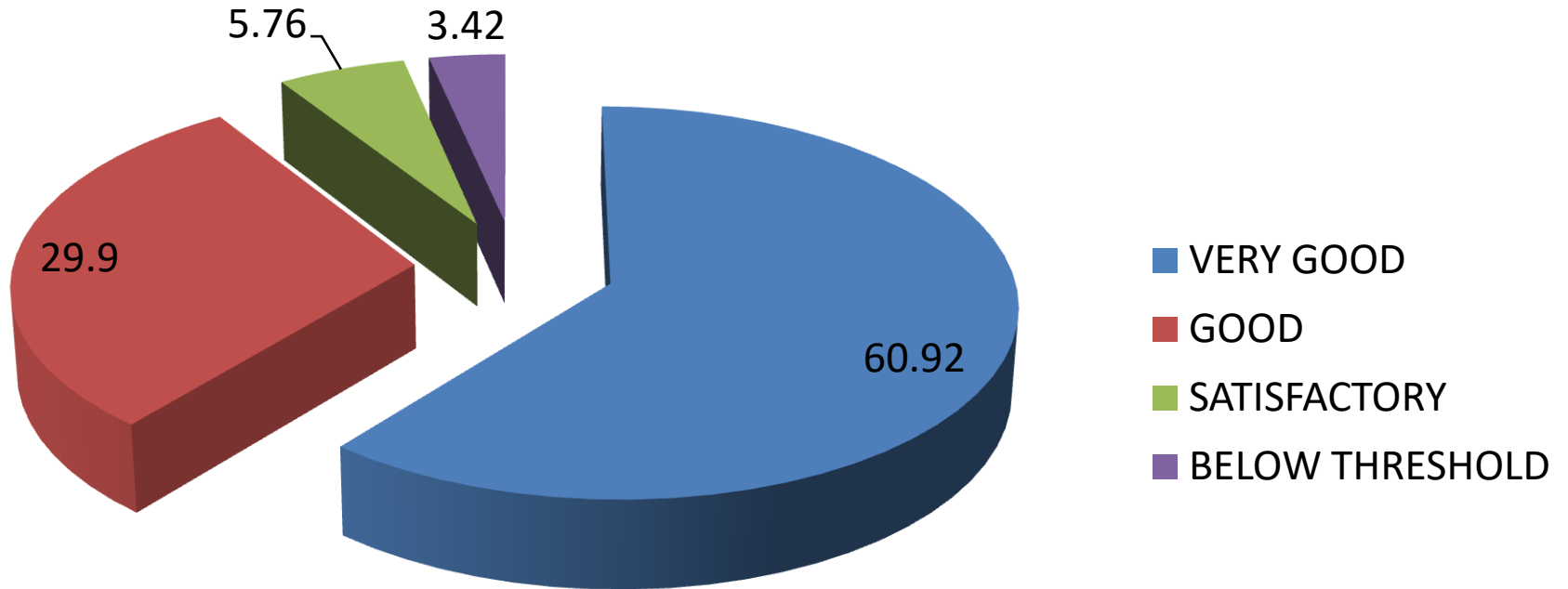
## 4. TIMELINESS OF PRACTICAL WORK



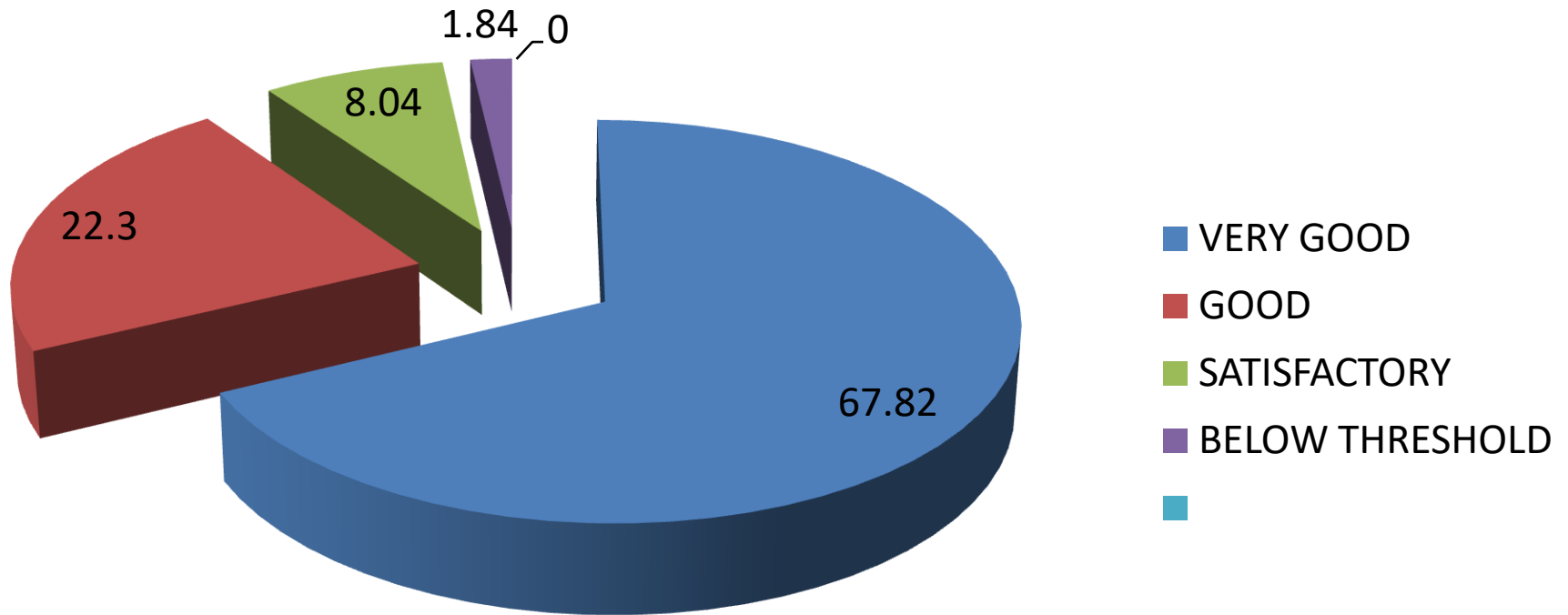
## 5. EDUCATIVE VALUE OF THE MID-PROGRAMME PLACEMENT



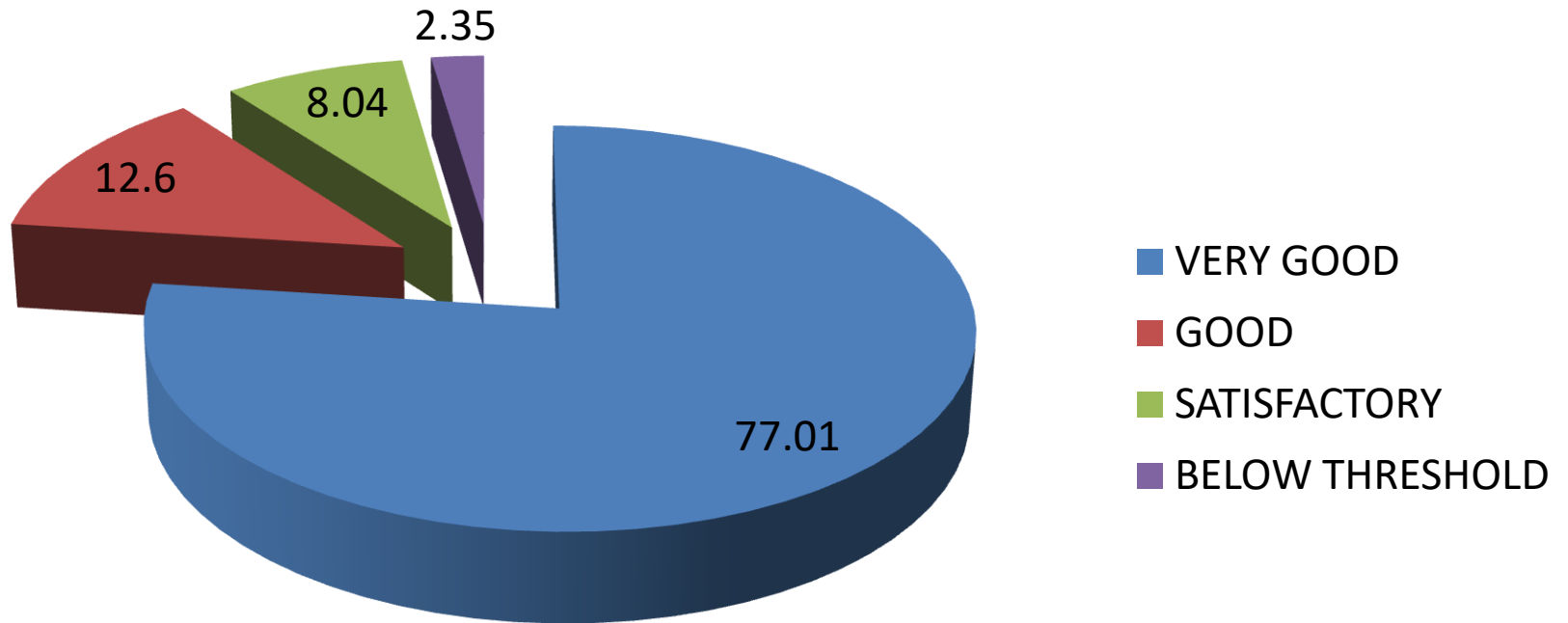
## 6. GIVING AND GETTING HELPFUL FEEDBACK



## 7. FAIRNESS OF EVALUATION

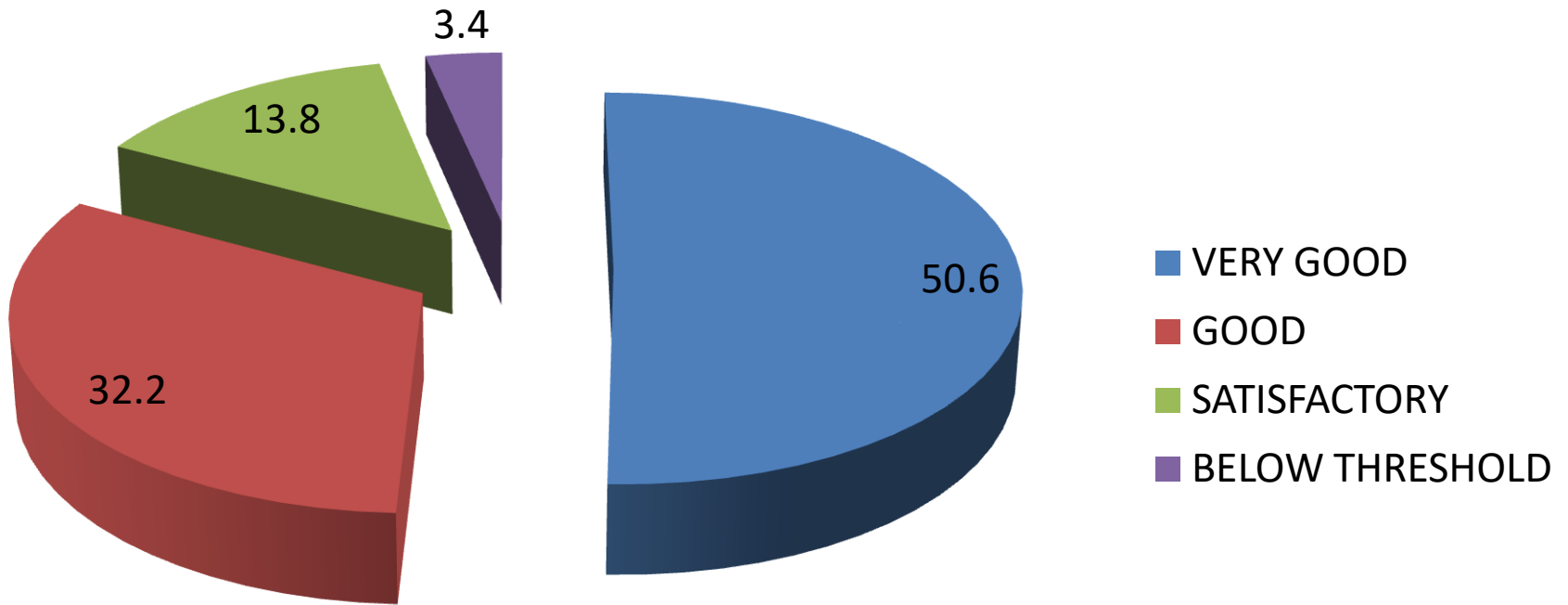


## 8. INTERACTION WITH FACULTY

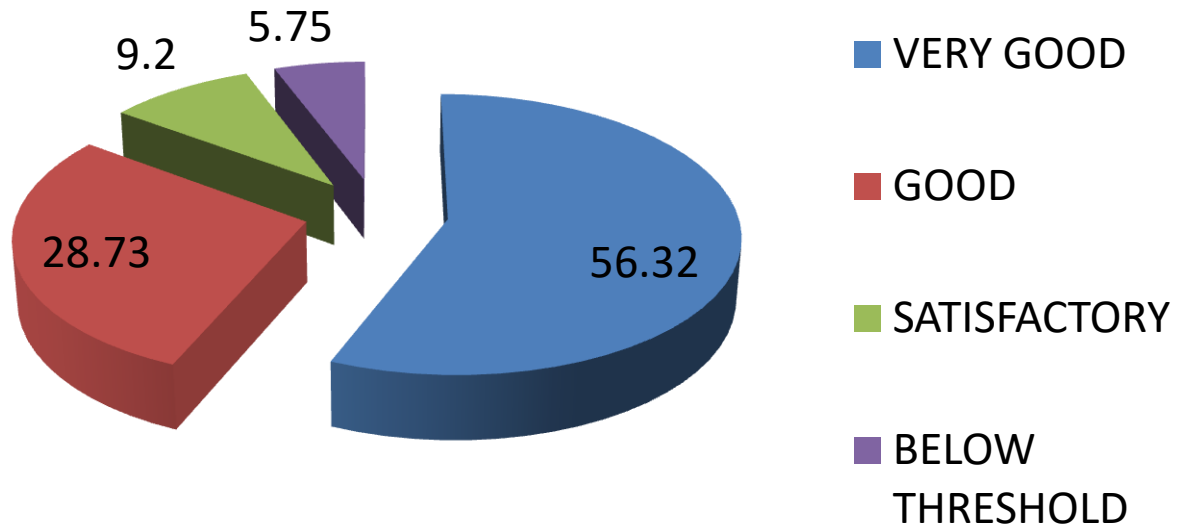




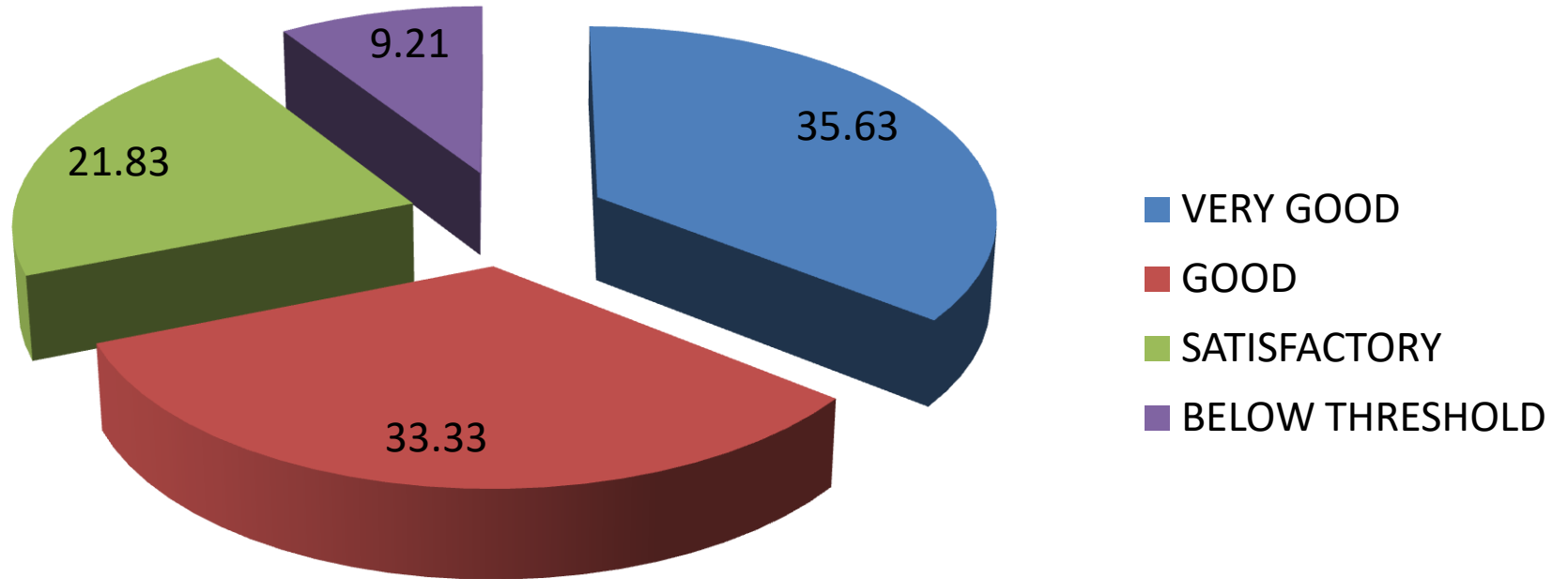
## 9. INTERACTION WITH ADMINISTRATION



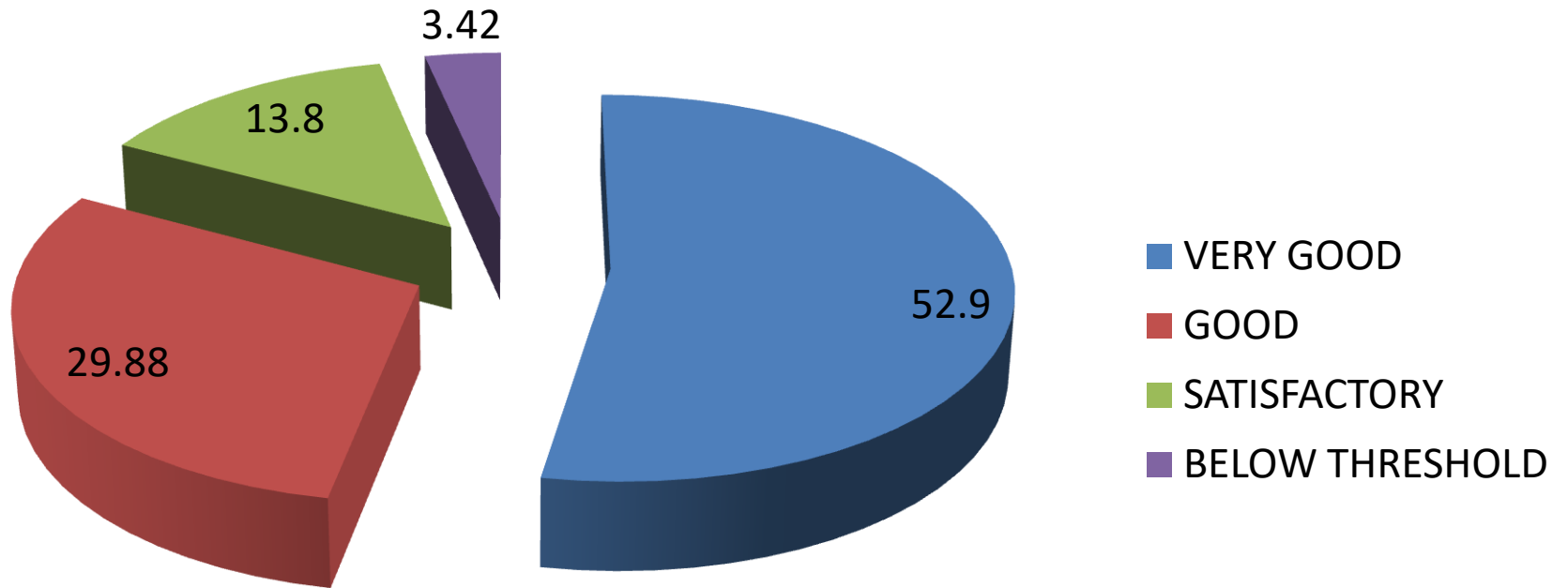
## 10. LIBRARY FACILITY



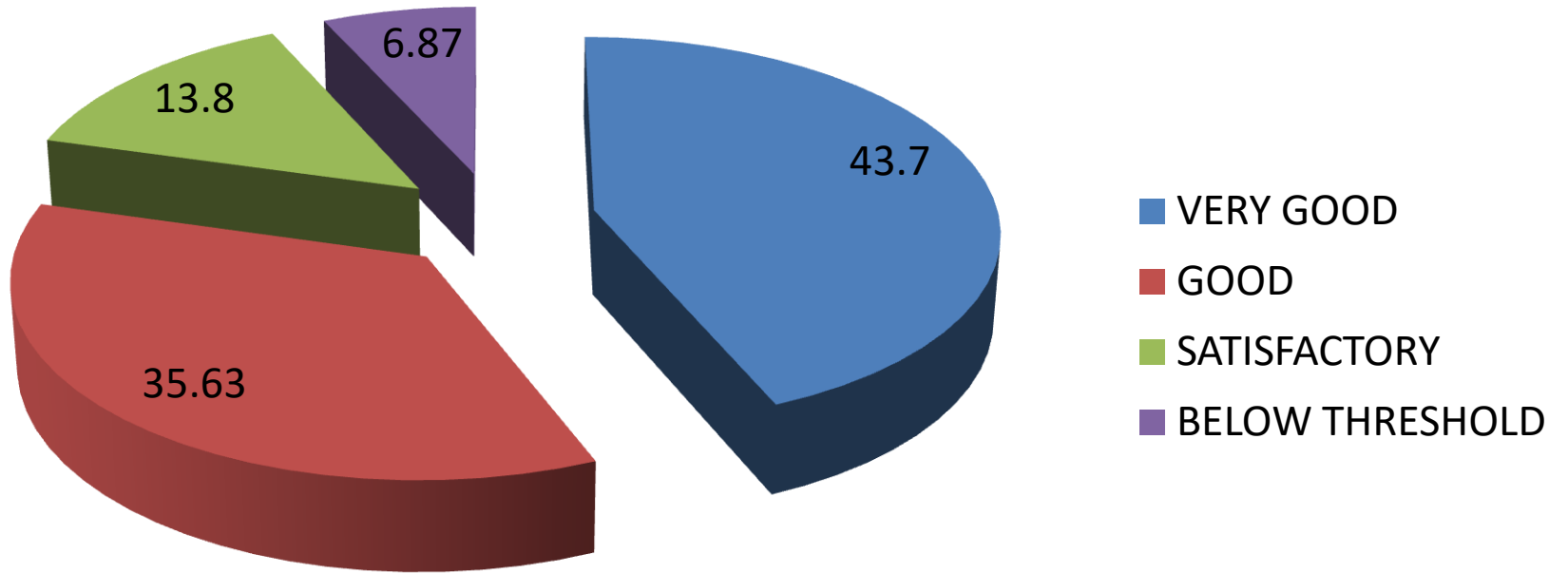
## 11. COMPUTER FACILITY



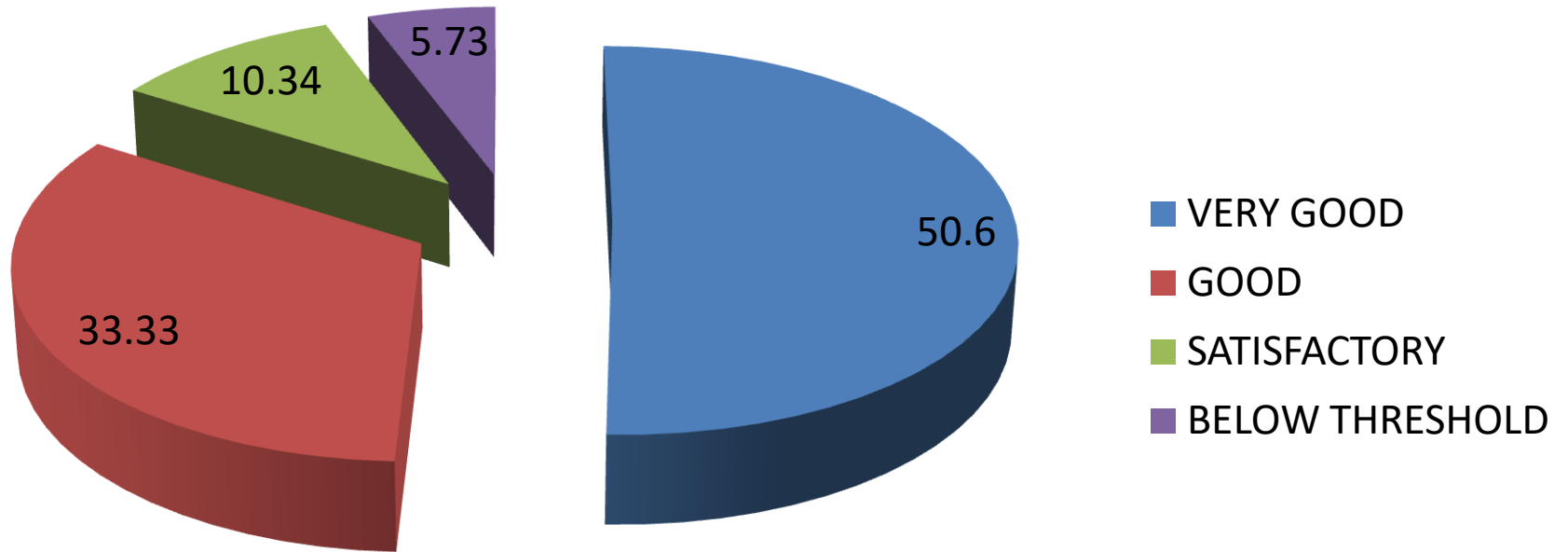
## 12.HOSTEL FACILITY



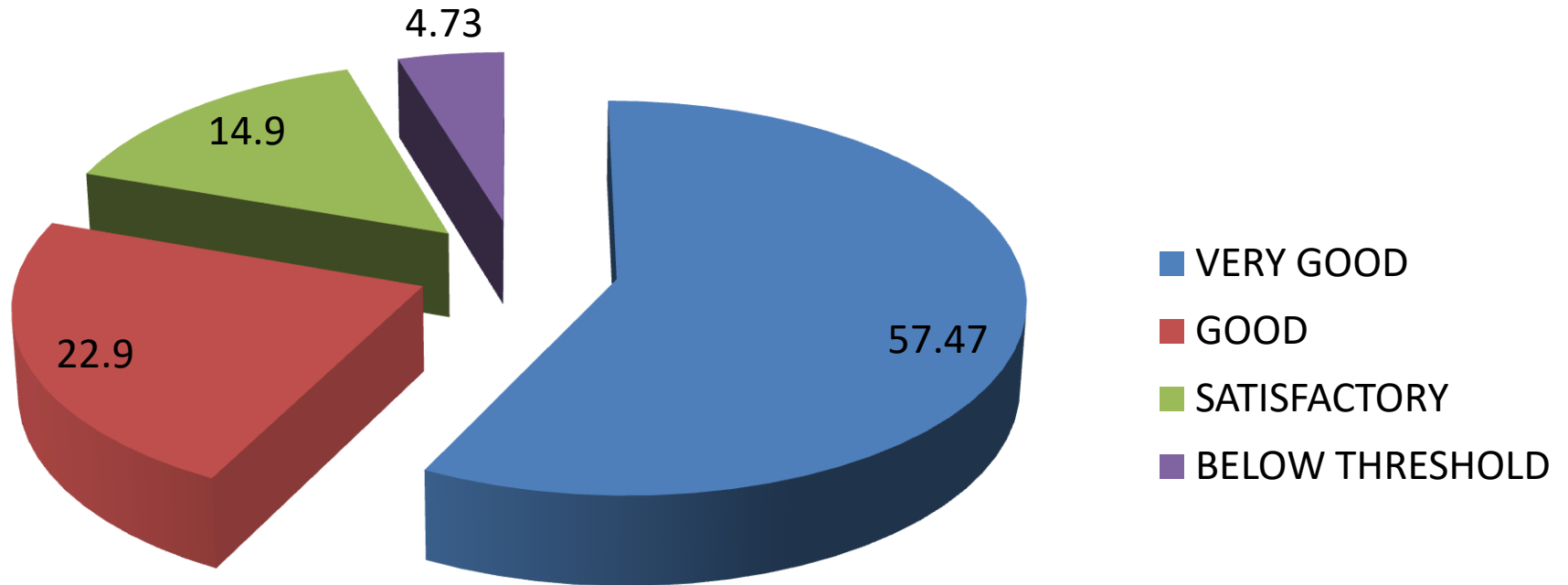
### 13. RECREATIONAL FACILITY



## 14. EXTRACURRICULAR ACTIVITIES



## 15. SPORTS FACILITIES



STUDENT FEED BACK ON  
TEACHERS  
FOR  
SESSION- 2019-20



HERE IS THE AVERAGE MARKS IN 10 POINT SCALE CALCULATED BY US :

	Knowledge base of teacher 1	Communication Skills 2	Sincerity and Commitment 3	Interest generated by the teacher 4	Ability to integrate course material with environment 5	Ability to Integrate content with other course 6	Accessibility of the teacher in and out of the class 7	Ability to design quizzes 8	Provision of sufficient time for feedback 9	Overall Rating 10
<b>FULL MARKS</b>	<b>10</b>	<b>10</b>	<b>10</b>	<b>10</b>	<b>10</b>	<b>10</b>	<b>10</b>	<b>10</b>	<b>10</b>	<b>10</b>
<b>AV. MARKS</b>	9.37	9.67	9.32	9.1	8.94	8.86	9.35	9.14	9.05	9.33

TEACHERS FEED BACK ON  
INSTITUTION  
FOR  
SESSION- 2019-20

	VERY GOOD	GOOD	SATISFACTORY	BELOW THRESHOLD
1. Syllabus is suitable to the course	62.86	28.57	5.71	2.86
2. Syllabus is need based	60	22.86	14.29	2.86
3. Aims and objectives of the syllabus are well defined and career to teachers and students	54.29	25.71	17.14	2.86
4. Course content is followed by corresponding reference materials	62.86	25.71	11.43	0
5. Sufficient number of prescribed books are available in the library	34.29	48.57	17.14	0

	VERY GOOD	GOOD	SATISFACTORY	BELOW THRESHOLD
6. The course/syllabus has good balance between theory and application	51.43	42.86	2.86	2.86
7. The course/syllabus has made me interest in the subject area	57.14	22.86	20	0
8. The course/syllabus has increased my knowledge and perspective in the subject area	60	28.57	8.57	2.86
9. The course/program of studies carries sufficient number of optional and papers	37.14	42.86	11.43	8.57
10. The books prescribed/listed as reference materials are relevant, updated and appropriate	60	28.57	11.43	0

	VERY GOOD	GOOD	SATISFACTORY	BELOW THRESHOLD
11. Infrastructural facilities such as teachers room, classrooms, reading room and toilets are available	51.43	31.43	14.29	2.86
12. Staff canteen is available in the college	62.86	28.57	8.57	0
13. Test and exams are conducted on time with proper coverage of the syllabus	68.57	28.57	0	2.86
14. I have the freedom to propose, modify, suggest and incorporate new topic in the syllabus	45.71	22.86	20	11.43
15. I have the freedom to adopt new techniques/ strategies of teaching such as seminar presentation, group discussion and learners participation	51.43	42.86	0	8.57

	VERY GOOD	GOOD	SATISFACTORY	BELOW THRESHOLD
16. I have the freedom to adopt new techniques/ strategies of testing and assessment of students	62.86	22.86	11.43	2.86
17. The environment in the department is conducive to teaching and research	65.71	25.71	5.71	2.86
18. The administration is teacher friendly	85.71	5.71	5.71	2.86
19. The university/college provide adequate and smooth support for project and research facilities.	48.57	37.14	5.71	8.57
20. The university/college provide adequate funding and support to faculty members for upgrading their skills and qualifications.	60	17.14	14.29	8.57
21. Provision of professional development are non discriminatory and fare.	68.57	25.71	2.86	2.86

**THANK YOU**